

When The Saints Go Marching In

Registration 2

Negro spiritual

The image displays a musical score for the song "When The Saints Go Marching In" in 4/4 time, featuring guitar chords and fretboard diagrams. The score is divided into four systems, each with a treble clef and a 4/4 time signature. The lyrics are written below the notes, and guitar chords are indicated by letters in boxes above the staff. Fretboard diagrams are shown as colored rectangles with notes inside, corresponding to the lyrics. The first system includes the lyrics "Oh, when the saints go marching in," with chords N.C., C, and G. The second system includes "Oh, when the saints go march - ing in," with chords C, E, F, G, E, C, E, and G7/G. The third system includes "I want to be in that num - ber," with chords E, E, D, C, E, G, G, and F. The fourth system includes "When the saints go march - ing in," with chords E, F, G, E, C, D, and C.

System 1: Oh, when the saints go marching in,
Chords: N.C., C, G

System 2: Oh, when the saints go march - ing in,
Chords: C, E, F, G, E, C, E, G7/G

System 3: I want to be in that num - ber,
Chords: E, E, D, C, E, G, G, F

System 4: When the saints go march - ing in.
Chords: E, F, G, E, C, D, C

Bass C, Middle C, Treble C

BASS C

MIDDLE C

TREBLE C

Bass C is 3 spaces down.

Treble C is 3 spaces up.

Draw several Bass C's, Middle C's, and Treble C's on the grand staff above.

Octave Review Exercise:

1. With R.H. fingers 1 and 5, *lightly* jump back and forth between Middle C and Treble C.
2. With L.H. fingers 1 and 5, *lightly* jump back and forth between Middle C and Bass C.

Hint: Pretend the three C's are "magnets" which guide your fingers from octave to octave.



Magnetic March

Briskly

1 5

p

Oc - tave up, oc - tave up. Can you play an oc - tave up?

5

Oc - tave down, oc - tave down. Lis - ten to the oc - tave sound!

1 5

Interval Review

MELODIES

This piece reviews melodic 2nds, 3rds, 4ths & 5ths.

Name all the MELODIC INTERVALS in this piece before you play it.

Brightly

mf In - ter - vals make mel o - dies, Sec onds, 3rds and 4ths and 5ths.

mf Mel o dies are made of these: Sec onds, 3rds and 4ths and 5ths.

HARMONIES

This piece reviews harmonic 2nds, 3rds, 4ths & 5ths.

Name all the HARMONIC INTERVALS in this piece before you play it.

Moderately fast

mf Sec - onds, 3rds, and 4ths, and 5ths: Sounds that al - ways please!

mf Sec - onds, 3rds, and 4ths, and 5ths Make great har - mo - nies!

mp — mezzo piano
moderately soft



Soaring Eagle

Hold the right foot pedal down throughout the piece.

Moderately


1 on —?

f Soar - ing and soar - ing, the *mf* ea - gle's ex - plor - ing the

5

mp wide o - pen coun - try that's home. *n*

1 on —?



Li'l Liza Jane

Brightly

3 on —?

mp There's a girl that I a - dore, *f* Li'l Li - za Jane;


5

1 on —?
5 on —?

mp She's the one who lives next door, *f* Li'l Li - za Jane.

1

8^{va} - - Play one octave higher than written.
 When 8^{va} - - is written below the staff,
 play one octave lower.



Runaway Rabbit

Quickly

1 on
?

mf Run - a - way Rab - bit had a bad hab - it, he'd run a -

(prepare L.H.)

6 1 way and go hop ping for hours. We'd run be hind him,

5 on
—?

11 then when we'd find him he would be eat - ing the flowers, the

16 flowers. (prepare R.H.) 8^{va} - - Eat - ing the flowers!

p *f*

Harmonic Fourths & Fifths



Play these HARMONIC 4ths & 5ths. Listen to the sound of each interval.

JINGLE BELLS

- Before you play:
1. Find all the MELODIC 4ths & 5ths in the RH.
 2. Find all the HARMONIC 4ths & 5ths in the LH.



Merrily

The C Major Chord

A chord is three or more notes played together.

The **C MAJOR CHORD** is made of three notes: **C E G**.

C is called the **ROOT** of the chord. The chord gets its letter-name from the **ROOT**.

E is called the **3rd** of the chord. It is a 3rd above the **ROOT**.

G is called the **5th** of the chord. It is a 5th above the **ROOT**.

The diagram shows a piano keyboard with the C Major Chord notes highlighted. The left hand (LH) plays C (finger 5), E (finger 3), and G (finger 1). The right hand (RH) plays C (finger 1), E (finger 3), and G (finger 5). Below the keyboard is a musical staff with a treble clef and a bass clef. The treble clef staff shows the notes C4, E4, and G4. The bass clef staff shows the notes C3, E3, and G3. To the left of the staff is a cartoon illustration of three men in suits, and to the right is a cartoon illustration of three women in dresses.

Be sure to play all three chord notes exactly together, with fingers nicely curved.

C MAJOR CHORDS for LH

Play & count.

The musical notation shows a bass clef staff in 4/4 time with a mezzo-forte (mf) dynamic. It contains six measures of C Major chords. Each measure has three notes: C, E, and G. Red arrows point from the C note to the E note, and blue arrows point from the E note to the G note, indicating the fingerings for the notes.

C MAJOR CHORDS for RH

Play & count.

The musical notation shows a treble clef staff in 4/4 time with a mezzo-forte (mf) dynamic. It contains six measures of C Major chords. Each measure has three notes: C, E, and G. Red arrows point from the C note to the E note, and blue arrows point from the E note to the G note, indicating the fingerings for the notes.

BROTHER JOHN




READ BY PATTERNS! For RH, think: "C, up a 2nd, up a 2nd, down a 3rd," etc. **THINK** the pattern, then **PLAY** it!

Moderately fast

Are you sleep - ing, Are you sleep - ing, Broth - er John? Broth - er John?

Time for break - fast! Time for break - fast! Please come on! Please come on!

This sign  is a HALF REST.
Rest for two counts!

THE ONE-MAN BAND


READ BY PATTERNS! For LH, think: "E, same, same, down a 3rd, up a 3rd," etc.

Moderately fast

I'm just like a one - man band! Songs to you I bring.

I play rhy - thm I play chords; I play ev - 'ry - thing!

Middle C Position



Happily

1

mf Do you know the muf - fin man, the muf - fin man, the muf - fin man?
 Yes, I know the muf - fin man, the muf - fin man, the muf - fin man!

5

Do you know the muf - fin man that lives in Dru - ry Lane?
 Yes, I know the muf - fin man that lives in Dru - ry Lane!

Teacher Duet: (Student plays 1 octave higher)

5

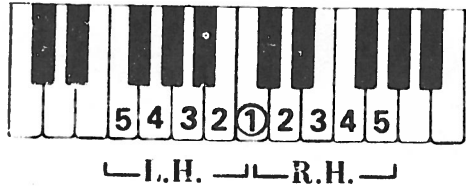
R.H. 2

L.H. *mp*

London Bridge



Middle C Position



Brightly

2

mf Lon - don bridge is fall - ing down, fall - ing down, fall - ing down;

5

2 3

Lon - don bridge is fall - ing down, my fair la - dy.

Teacher Duet: (Student plays 1 octave higher)

R.H.

L.H.

mp with pedal

5